



Fluid Power Specialist




## LPBV LOCK KIT AND PARTS BREAKDOWN

### Lock Kit

The device is to be used on Lenz valves with flat lever handle.  
Size of the handle corresponding to each valve is listed in the chart below.

### Zinc plated

The device is supplied without padlock or suitable padlock with long shackle: (6mm @ 1/4)



LK Locking device for lockable flat lever handle

#### Part Number

#### Valve

LK-468

LPBV-4,6,8

LK-1216

LPBV-12,16

#### PP

#### Pin for locking device



PP03

Part Number


### Installation Instructions locking device for lockable flat lever handle

The device is to be used on Lenz valves with flat lever handle.

1. Place and lock the locking device either on the open or on the shut-off position of the valve.



2. Pin for locking device.  
It is suitable for water and gas ball valves.






Fluid Power Specialist




## Parts Breakdown for LPBV Series



LPBV (40-64 Valve Sizes)



Optional TLPBV (4-16 Valve Sizes)



POS	DESCRIPTION	N.	MATERIAL
1	Screw	1	zinc plated steel
2	Lever handle	1	zinc plated and varnished steel
2A	Flat lever handle in lined steel	1	zinc plated steel
2B	T handle	1	Aluminum
3	O-ring	1	VITON 70 DUROMETER
4	O-ring	1	NBR 70 DUROMETER
5	Stem	1	Brass CW614N
6	End adapter	1	Hot pressed nickel plated brass CW617N
8	Ball	1	Hard chrome-plated hot pressed brass CW617N
9	Body	1	Hot pressed nickel plated brass CW617N

